

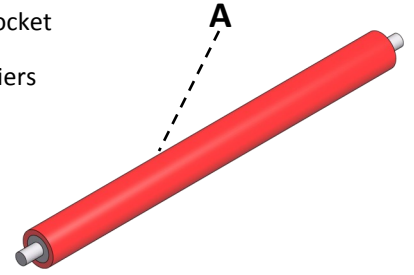
E29 Pull Bar Assembly Instructions

For E1L & E1E Stair Climbers

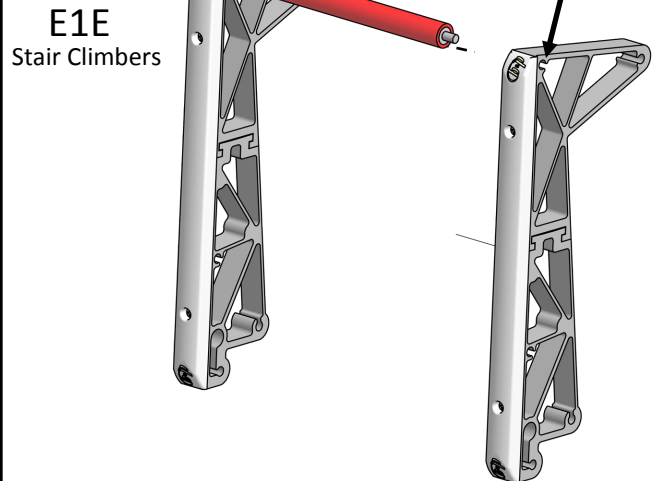
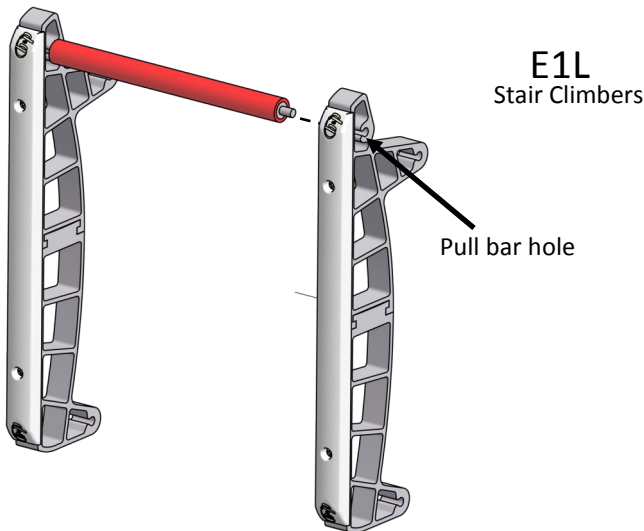
Item	Description	Qty.	Part No.
A	Pull Bar	1	2002-190

Tools Required:

- (2) 1/2" wrench/socket
- (1) Needle nose pliers



1. To add a pull bar to your hand truck with stair climbers first remove the wheels and stair climbers, setting aside all hardware.
2. Take the pull bar (A) and insert it between the stair climbers as shown.
3. Holding the assembly together reattach the stair climbers to the hand truck, then reattach the wheels.



www.magcoa.com
(800) 255-9390

